SCEP105L

SMD POWER INDUCTORS

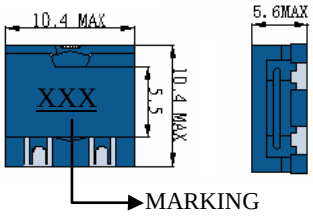

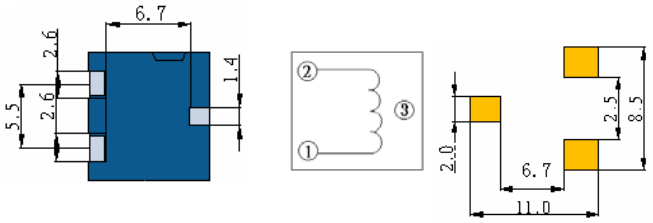

● Features
1 Excellent Power Density
2 Engineered to Provide High Efficiency

CHARACTERISTICS

Part Number	Inductance (uH) (1)	Test Frequency	DC Resistance (Ω MAX) (2)	Saturation Current (A) (3)	Temperature Current (4) (A)
SCEP105L-R36	0.36	100KHZ	2.6m	24.0	21.0
SCEP105L-R80	0.8	100KHZ	3.2m	16.0	18.0
SCEP105L-1R4	1.4	100KHZ	4.1m	12.0	14.0
SCEP105L-2R2	2.2	100KHZ	5.3m	9.6	13.0
SCEP105L-3R2	3.2	100KHZ	8.0m	7.8	10.5
SCEP105L-4R3	4.3	100KHZ	10.5m	6.8	9.0
SCEP105L-5R7	5.7	100KHZ	12.4m	5.8	8.0
SCEP105L-7R2	7.2	100KHZ	18.0m	5.3	7.8
SCEP105L-8R8	8.8	100KHZ	23.8m	4.5	7.0

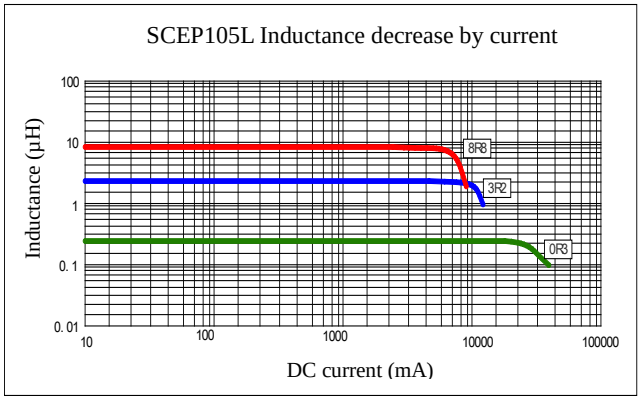

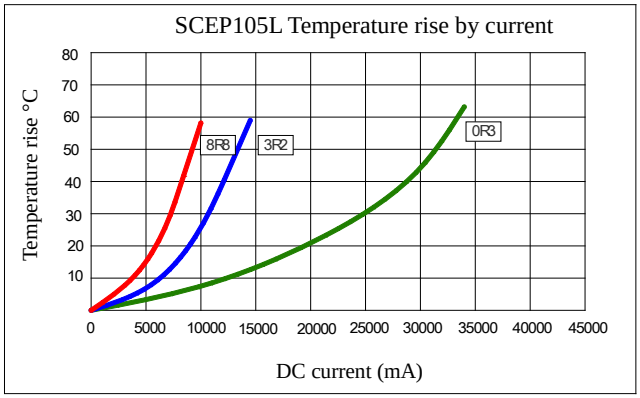

(1). Inductance tolerance for 0.36uH: ±30%, for 0.8uH~8.8uH: ±20%. Tested at 0.25V, 0ADC and 25℃
(2). DCR measured at 25℃.
(3). The DC current at which the inductance decreases by 25% from its initial value.
(4). The DC current that results in a 40℃ temperature rise from 25℃ambient.

Click here for QUANTITY PER REEL & PACKING INFORMATION

Custom versions available upon request.

©2011 Signal Transformer –Specification subject to change without notice. 07.11

Signal Transformer
www.signaltransformer.com
500 Bayview Avenue, Inwood, NY 11096
Toll Free 866-239-5777 • Tel 516-239-5777 • Fax 516-239-7208
Sales@signaltransformer.com • techhelp@signaltransformer.com