

C1005JB0J105M050BB

TDK Item Description : C1005JB0J105MT****



Application & Main Feature

Commercial Grade (General (Up to 50V))

Series

C1005 [EIA CC0402]



Dimensions

L 1.00mm +/-0.05mm
 W 0.50mm +/-0.05mm
 T 0.50mm +/-0.05mm
 B 0.10mm Min.
 G 0.30mm Min.

Temperature Characteristic

JB (-25 to 85 degC +/-10%)

Rated Voltage

0J (6.3Vdc)

Capacitance

1uF

Capacitance Tolerance

M (+/-20%)

Dissipation Factor

10% Max.

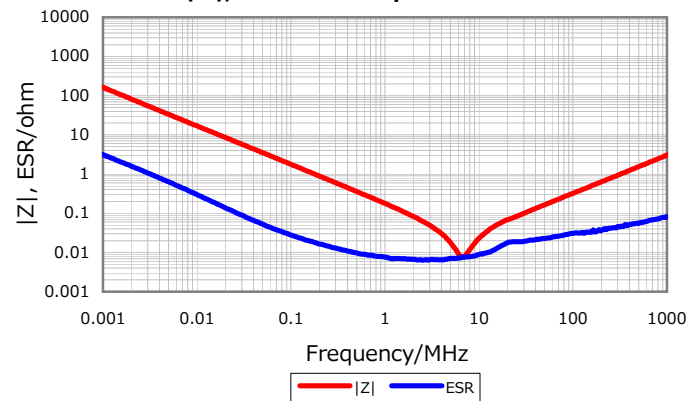
Insulation Resistance

100Mohm Min.

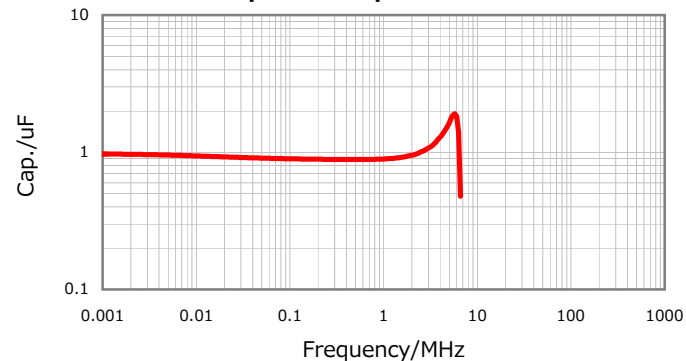
AEC-Q200

Not Applicable

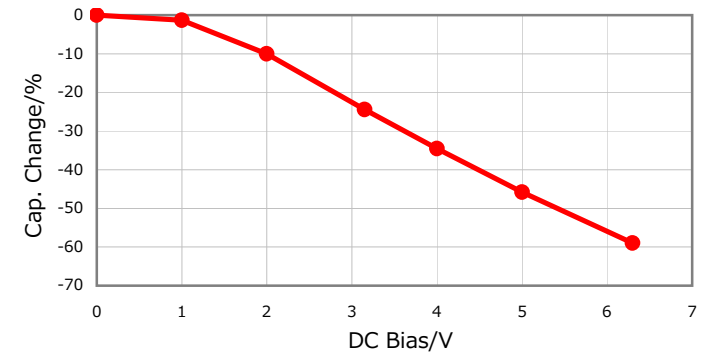
|Z|, ESR vs. Freq. Characteristics



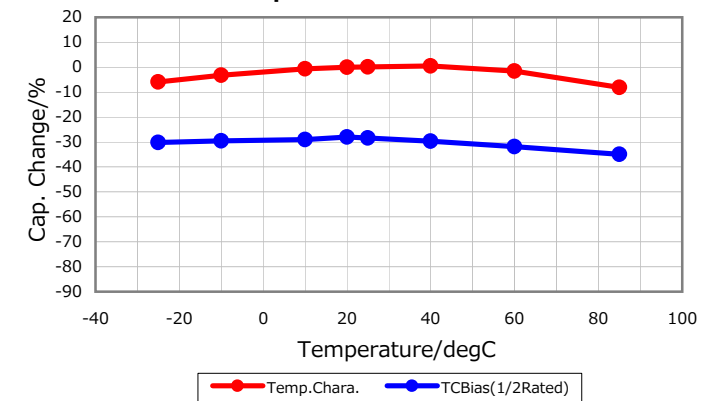
Cap. vs. Freq. Characteristic



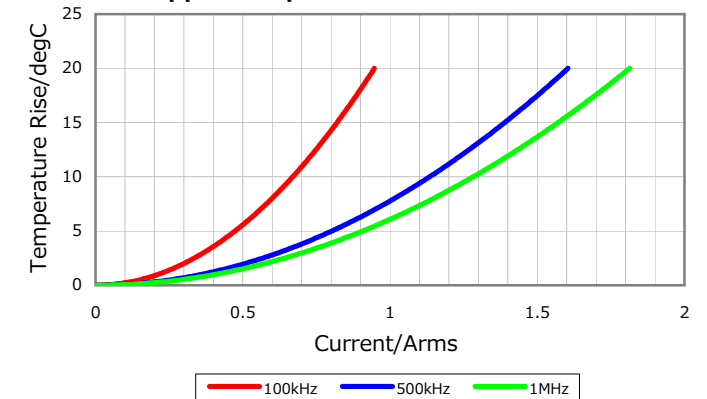
DC Bias Characteristic



Temperature Characteristics



Ripple Temperature Rise Characteristics



Characterization Sheet (Multilayer Ceramic Chip Capacitors)



All specifications are subject to change without notice.

January 3, 2016