

C4520JB3D102K130KA

TDK Item Description : C4520JB3D102KT***



Application & Main Feature

Commercial Grade (High Voltage (1000V and over))

Series

C4520 [EIA CC1808]



Dimensions

L 4.50mm +/-0.4mm
 W 2.00mm +/-0.2mm
 T 1.30mm +/-0.2mm
 B 0.20mm Min.
 G

Temperature Characteristic

JB (-25 to 85 degC +/-10%)

Rated Voltage

3D (2000Vdc)

Capacitance

1nF

Capacitance Tolerance

K (+/-10%)

Dissipation Factor

3% Max.

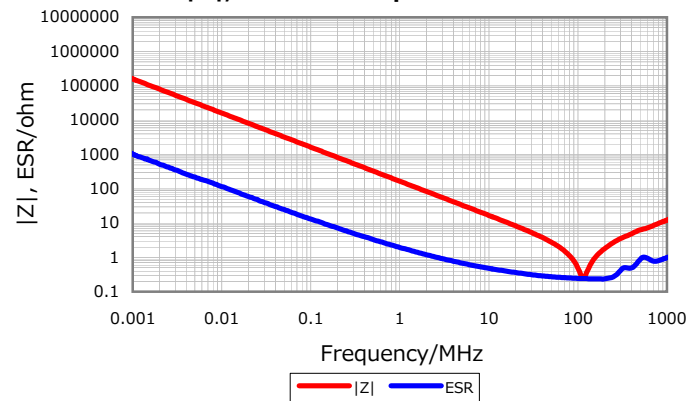
Insulation Resistance

10Gohm Min.

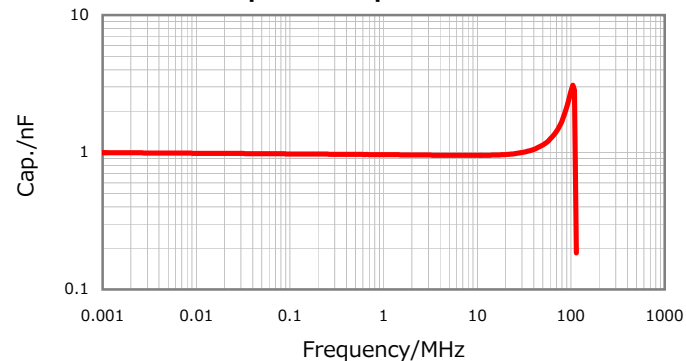
AEC-Q200

Not Applicable

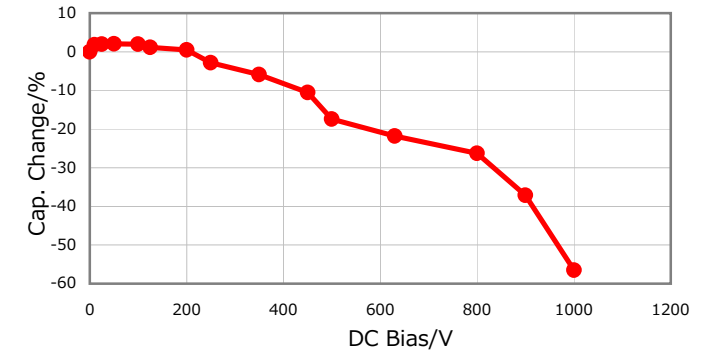
|Z|, ESR vs. Freq. Characteristics



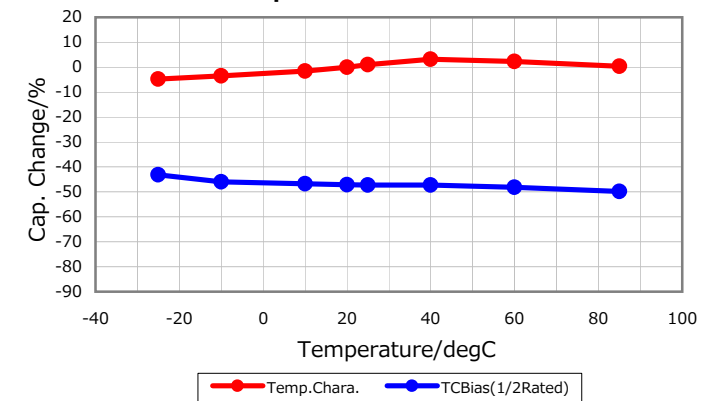
Cap. vs. Freq. Characteristic



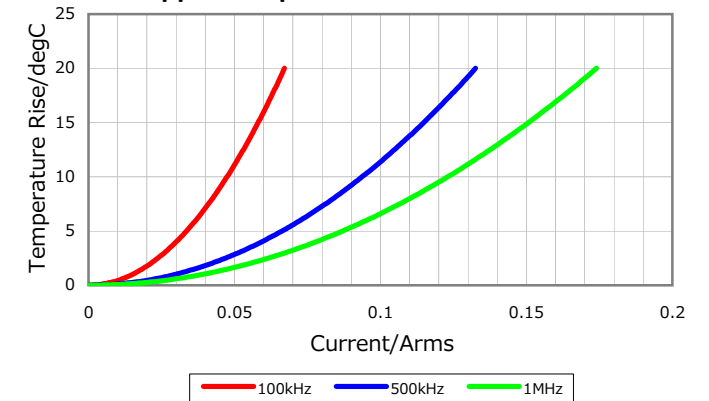
DC Bias Characteristic



Temperature Characteristics



Ripple Temperature Rise Characteristics



Characterization Sheet (Multilayer Ceramic Chip Capacitors)



All specifications are subject to change without notice.

January 4, 2016