

- 1N4454UR and 4454UR-1 AVAILABLE IN JAN, JANTX, AND JANTXV PER MIL-PRF-19500/144
- SWITCHING DIODE
- HERMETICALLY SEALED
- METALLURGICALLY BONDED
- DOUBLE PLUG CONSTRUCTION

**1N4454UR
1N4454UR-1
and
CDLL4454**

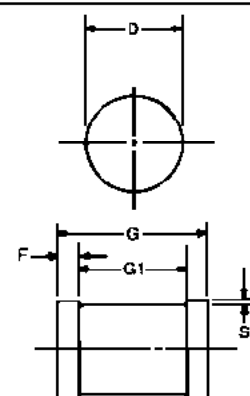
MAXIMUM RATINGS

Junction Temperature: -55°C to +175°C
 Storage Temperature: -55°C to +175°C
 Operating Current: 200 mA @ $T_A = +25^\circ\text{C}$
 Derating Factor: 1.33 mA/°C Above $T_A = +25^\circ\text{C}$
 Surge Current A: 1A (pk), $P_W = 1$ sec
 Surge Current B: 4A (pk), $P_W = 1$ μs

ELECTRICAL CHARACTERISTICS @ 25°C, unless otherwise specified

V_{BR} @5 μA	V_{RWM}	I_0	V_{f1} @ $I_F = 10$ mA	V_{f2} @ $I_F = 10$ mA $T_A = 150^\circ\text{C}$	t_{rr}
Volts	Volts (pk)	mA	V dc	V dc	n sec
75	50	200	1.0	0.7	4

I_{R1} @ 50 V dc	I_{R2} @ 50 V $T_A = 150^\circ\text{C}$	CAPACITANCE @ 0 V
μA	μA	pF
0.1	100	2.0



DIM	MILLIMETERS		INCHES	
	MIN	MAX	MIN	MAX
D	1.60	1.70	0.063	0.067
F	0.41	0.55	0.016	0.022
G	3.30	3.70	.130	.146
G1	2.54 REF.		.100 REF.	
S	0.03 MIN.		.001 MIN.	

**FIGURE 1
DESIGN DATA**

CASE: DO-213AA, Hermetically sealed glass case. (MELF, SOD-80, LL34)

LEAD FINISH: Tin / Lead

THERMAL RESISTANCE ($R_{\theta JC}$):
100 °C/W maximum at L = 0

THERMAL IMPEDANCE: ($Z_{\theta JX}$): 70 °C/W maximum

POLARITY: Cathode end is banded.

MOUNTING SURFACE SELECTION:
The Axial Coefficient of Expansion (COE) Of this Device is Approximately +6PPM/°C. The COE of the Mounting Surface System Should Be Selected To Provide A Suitable Match With This Device.



IN4454UR-1 and CDLL4454

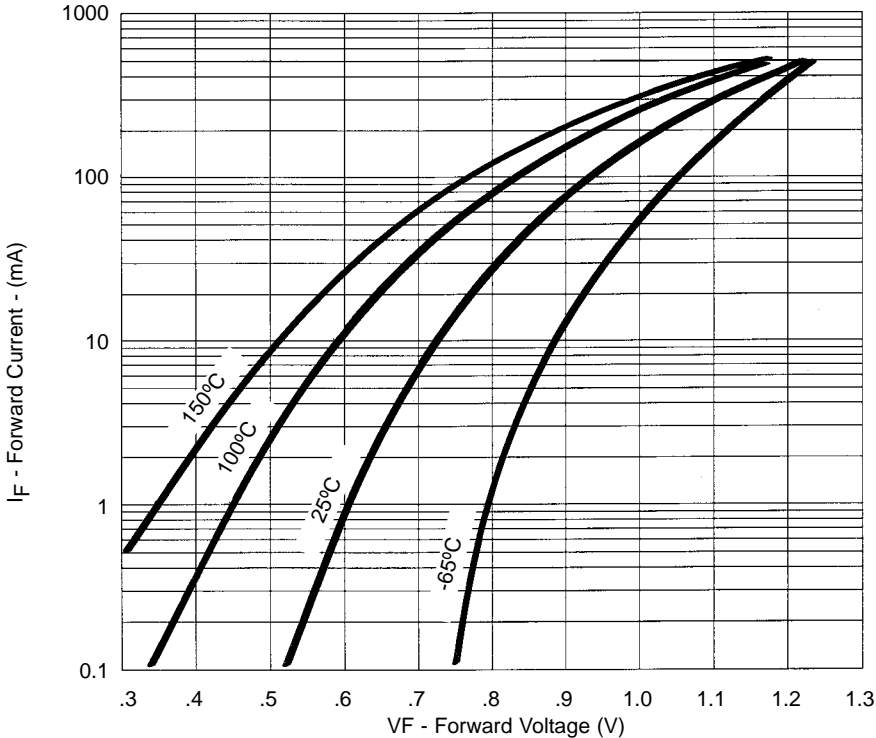
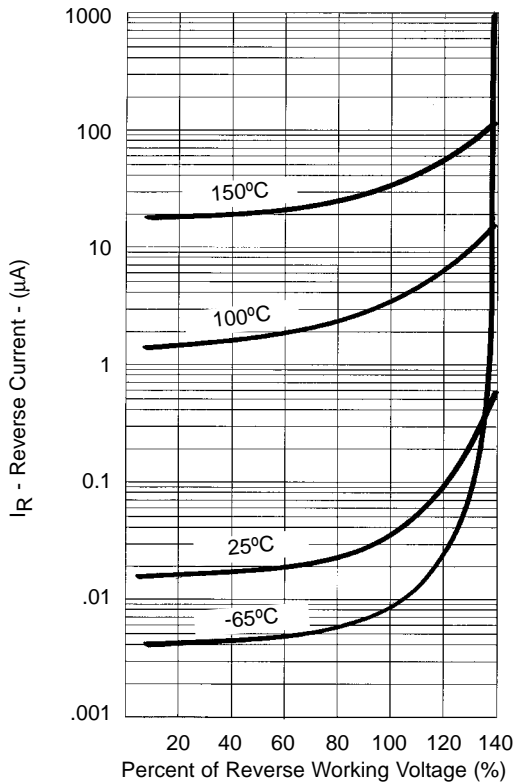


FIGURE 2
Typical Forward Current
vs Forward Voltage



NOTE : All temperatures shown on graphs are junction temperatures

FIGURE 3
Typical Reverse Current
vs Reverse Voltage